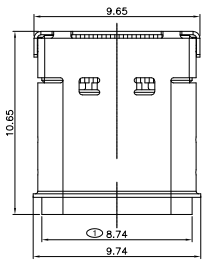

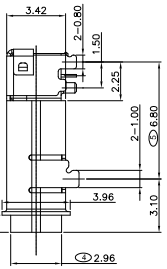

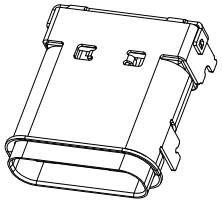

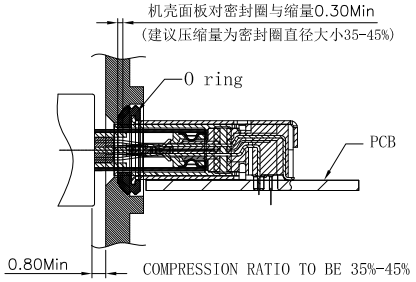

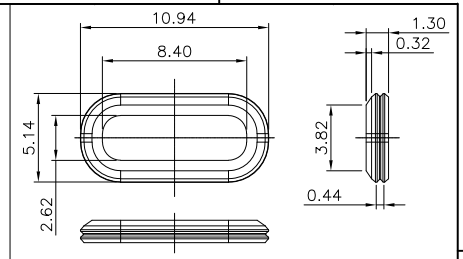

建议防水圈规格（材质硅橡胶）

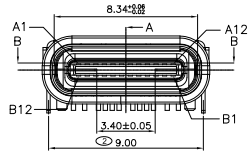

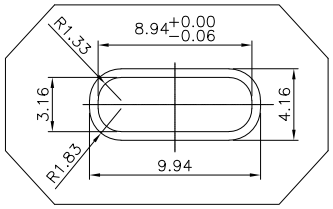

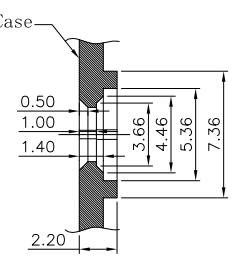

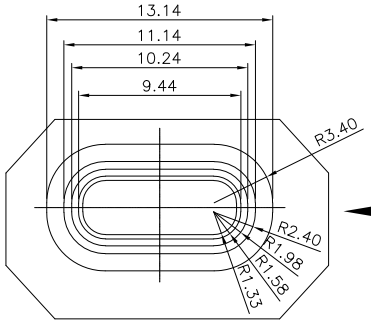

RECOMMENDED OPEN DIMENISION OF CASE
TOLERANCE:±0.03mm
MATTING AREA WITH SEALING RING

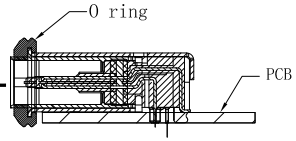

Assembly direction

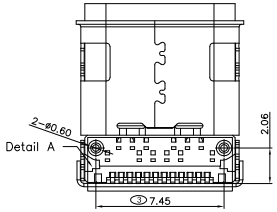

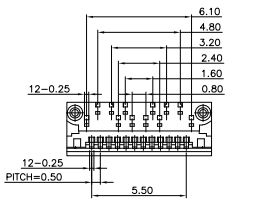

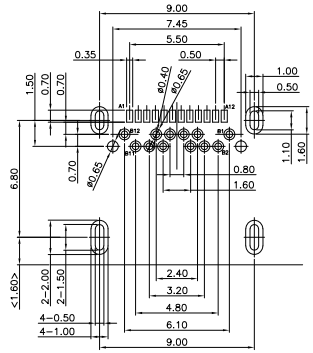

RECOMMEND P.C.B LAYOUT(COMPONENT SIDE)
TOLERANCE FOR PCB LAYOUT IS ± 0.05

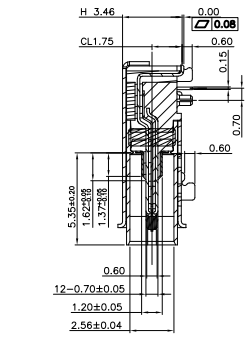

SECTION A-A

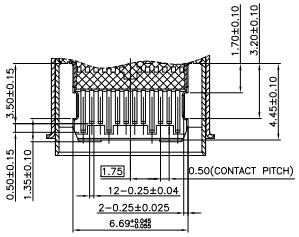

SECTION B-B

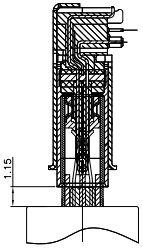

NOTE:
1.MATERIAL:
1.1 INSULATOR: LCP E130i UL 94 V-0;Black Color
1.2 CONTACT: BRASS(T=0.15mm)
1.3 SHELL:SUS(T=0.20mm)
2.ELECTRICAL CHARACTERISTICS;
2.1 CONTACT RESISTANCE: 40mΩ Max FOR INITIAL. 10mΩ CHANGE AFTER TEST. MEASURE AT 20mV, 100mA.
2.2 CONTACT CURRENT RATING: 5A FOR COLLECTIVELY POWER SUPPLY PIN(PINA1,A4,A9,A12,B1,B4,B9,B12); 1.25A FOR V_{CONN} PIN; 0.25A FOR OTHER SIGNAL PIN.
2.3 DIELECTRIC WITHSTANDING VOLTAGE: 100V AC R.M.S.
2.4 INSULATION RESISTANCE 100MΩ Min
2.5 OPERATING TEMPERATURE: -40°C ~ 85°C
3 MECHANICAL CHARACTERISTICS:
3.1 MATING FORCE: 5~20 N.
3.2 UNMATED FORCE: 6~20N AFTER TEST
3.3 DURABILITY: 10,000 CYCLES
4.PLATING
4.1 TERMINAL CONTACT: GOLD PLATING ALL OVER 50u" Min NICKEL AND 80u"Min Tin ALL OVER 50u" Min NICKEL ON SOLDER AREA
4.2 OUT SHELL: 50u" Min. NICKEL ALL OVER
4.3 INNER SHELL: DEGREASE
※ SIGN "X" IS IMPORTANCE DIMENSION

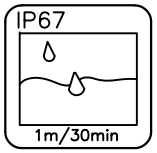

Pin	Signal Name	Mating Sequence	Pin	Signal Name	Mating Sequence
A1	GND	First	B12	GND	First
A2	SSTXp1	Second	B11	SSRXp1	Second
A3	SSTXn1	Second	B10	SSRXn1	Second
A4	V_{BUS}	First	B9	V_{BUS}	First
A5	CC1	Second	B8	SBU2	Second
A6	Dp1	Second	B7	Dn2	Second
A7	Dn1	Second	B6	Dp2	Second
A8	SBU1	Second	B5	CC2	Second
A9	V_{BUS}	First	B4	V_{BUS}	First
A10	SSRXn2	Second	B3	SSTXn2	Second
A11	SSRXp2	Second	B2	SSTXp2	Second
A12	GND	First	B1	GND	First
SHELL		GND	SHELL		GND

KEm 奇速科技有限公司
Qi -Speed Technology CO., LTD.

產品名稱:
PRODUCT NAME
USB 3.1 CF WATERPROOF
CL1.75 H3.46mm DIP TYPE

單位：mm	繪圖 DRAWING	設計 DESIGNED	審核 CHECKED BY	核准 APPROVAL BY	料號:KUSBC070-F010 PART NUMBER
比例：	JOHNY	JOHNY	LUKE	JAMES	圖號:KUSBC070-F010-1 DRAWING NO
公差： .X ±0.38 .XX ±0.25 .XXX ±0.13					版本: REV. 0
日期： 2021/1/22					

版本	修改事項	修改日期